

Steam Traps

Float-controlled Steam Traps KA Axomat

Universal Valve of Cast Steel



Technical Data

Connection DN	15 - 32
Nominal Pressure PN	16 - 40
Flow Rate	2700 l/h
Temperature	200 °C
Medium	steam

Description

Steam traps automatically drain condensate without loss of steam or gas. They operate instantaneously and are not affected by backpressure or pressure fluctuations. They do not require an external energy input.

KX Axomat is a float-controlled steam trap specially designed for systems subject to strongly and frequently fluctuating working pressures. Body and cover are manufactured from cast iron; the cone is fitted with a metallic seal. The automatic shutoff valve is fitted with a lever which provides an adjustable force transmission ratio. The cone stroke corresponding to a particular pressure is achieved automatically which eliminates the necessity to divide the rated pressure range into 3 or 4 working pressure ranges. Small volumes of condensate are controlled by the float without loss of steam. Even at low start-up pressures exceptionally large start-up volumes are achieved.

The Axomat KX 1 is fitted as standard equipment with a manual bleed valve and a drain plug in the sludge collecting chamber. KX 8 is equipped with a combined start-up and continuous bleed valve; KX 9 features adjustable continuous bleeding.

Standard

- » variable cone stroke
- » KX 1: manual bleed valve
- » KX 8: combined start-up and continuous bleeding
- » KX 9: adjustable continuous bleeding
- » drain plug in sludge collecting chamber

Options

- » various seal materials suitable for your medium
- » special versions up to 300 °C
- » designs for special applications and extreme operating conditions on request

Operating instructions, know how and safety instructions must be observed. All the pressure has always been indicated as overpressure. We reserve the right to alter technical specifications without notice.



Flow Rate [l/h] PN 16 (hot water at boiling temperature)

operating pressure bar	nominal diameter DN		
	15	20 + 25	32
0,5	480	700	1300
1	800	1000	1800
2	1100	1300	2500
3	1200	1500	2700
3.5 - 9	1000	1200	2250
10	980	1150	2100
11	900	1100	2000
12	800	1000	1800
13	750	950	1400

Flow Rate [l/h] PN 25/40 (hot water at boiling temperature)

operating pressure bar	nominal diameter DN 20 + 25
1	400
2	600
4	780
7 - 14	900
15	850
18	800
22	600

Steam Traps

Float-controlled Steam Traps KA Axomat

Universal Valve of Cast Steel



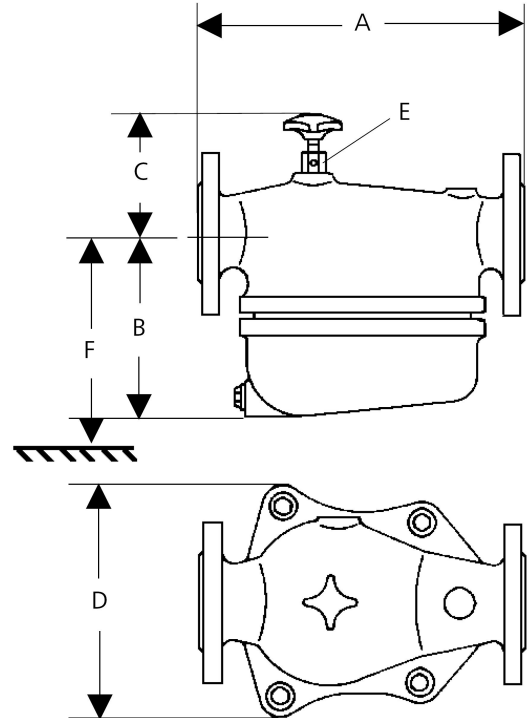
Materials		
Body	PN 16	bis DN 25 grey cast iron DN 32 spheroidal cast iron
	PN 25/40	cast steel
Seat	Cr-steel	
Cone	CrNi-steel	
Float	CrNiMo-steel	
Body Seal	Nova Universal	

Dimensions [mm]				
size	nom. press. PN	nominal diameter DN		
		15	20 - 25	32
A	16	200	215	290
	25/40	-	240	-
B	16	115	130	190
	25/40	-	150	-
C	16	80	80	90
	25/40	-	80	-
D	16	145	155	215
	25/40	-	160	-
E	16	G 1/4	G 1/4	G 1/4
	25/40	-	G 3/8	-
F	16	180	200	270
	25/40	-	200	-

Weights [kg]				
nom. press. PN	nominal diameter DN			
	15	20	25	32
16	7	8	9	17
25/40	-	13	14	-

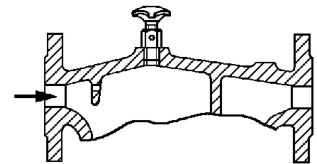
Special designs on request.
The pressure has always been indicated as overpressure.
Mankenberg reserves the right to alter or improve the designs or specifications of the products described herein without notice.

Dimensional Drawing

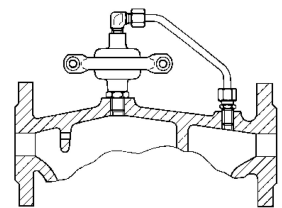


Venting Devices

KA Axomat 1
manual venting valve
PN 16 - 40



KA Axomat 8
thermal start up and
permanent venting
PN 16



KA Axomat 9
adjustable permanent
venting
PN 16 - 40

